

WAIHEKE ISLAND VITICULTURE

Climate Comparisons with Major Winegrowing Regions

1.1 Growing Degree Days

	Growing Degree Days	Mean Temp Warmest Month
Waiheke Island – NZ	1653	20.8
Bordeaux – France	1370	19.6
Coonawarra - Australia	1440	19.6
Hawkes Bay (Napier) NZ	1500	19.5
Napa Valley - USA	1620	19.9
Barossa Valley - Australia	1705	21.2
Marlborough - NZ	1200	18.1

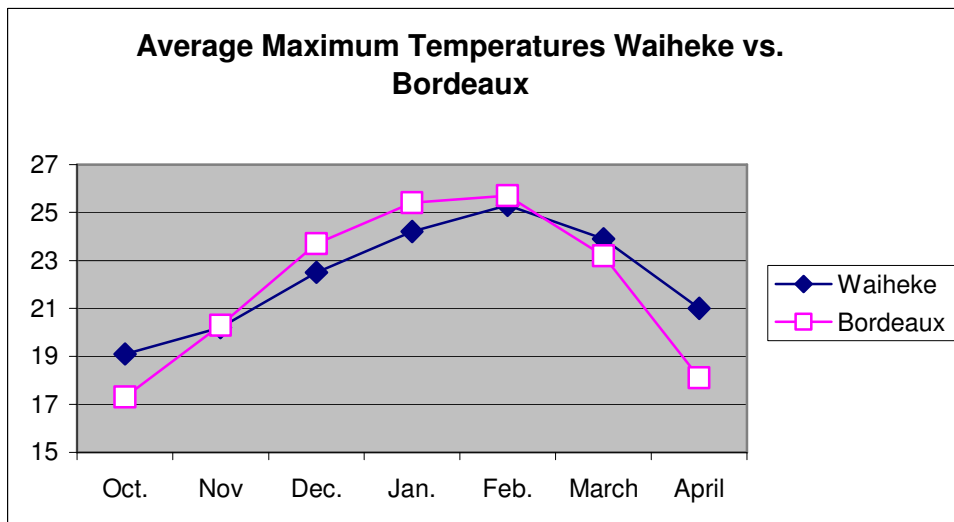
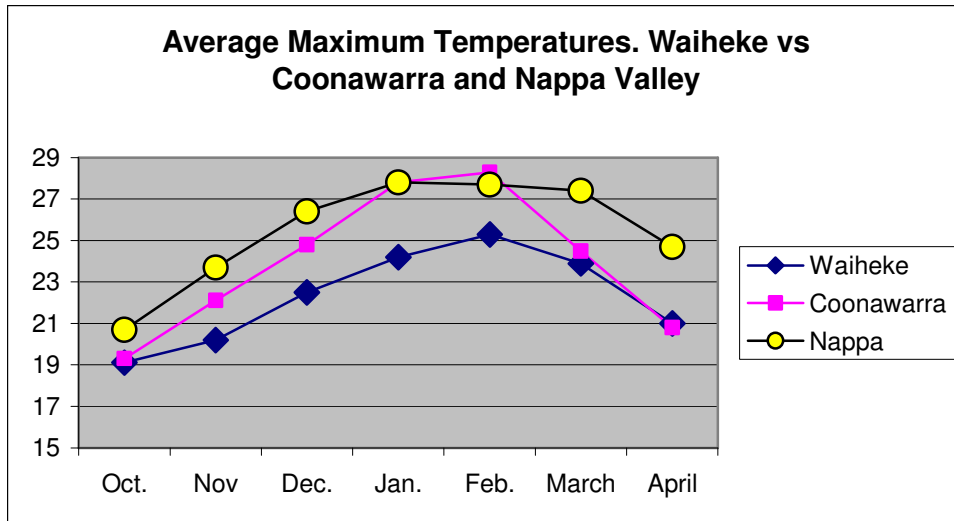
There is significant variation in the GDD figures on Waiheke Island. Over 7 years the figures are:

Year	1997	1998	1999	2000	2001	2002	2003
GDD	1578	1841	1798	1584	1624	1699	1449

1.1 Average Daily Maximum Temperatures

Table 2 Daily Maximum Temperature

	Oct or April	Nov. or May	Dec or June	Jan or July	Feb or August	Mar or Sep	April or Oct
Waiheke	19.1	20.2	22.5	24.2	25.3	23.9	21.0
Bordeaux	17.3	20.3	23.7	25.4	25.7	23.2	18.1
Coonawarra	19.3	22.1	24.8	27.8	28.3	24.5	20.8
Napier	19.1	21	23	24.4	23.9	22.6	19.9
Napa	20.7	23.7	26.4	27.8	27.7	27.4	24.7



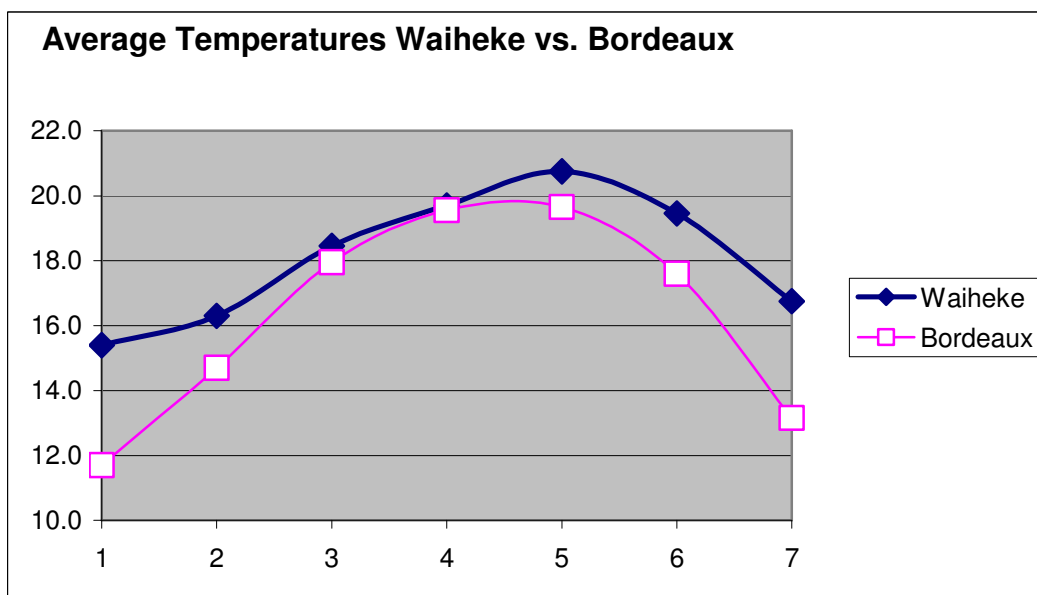
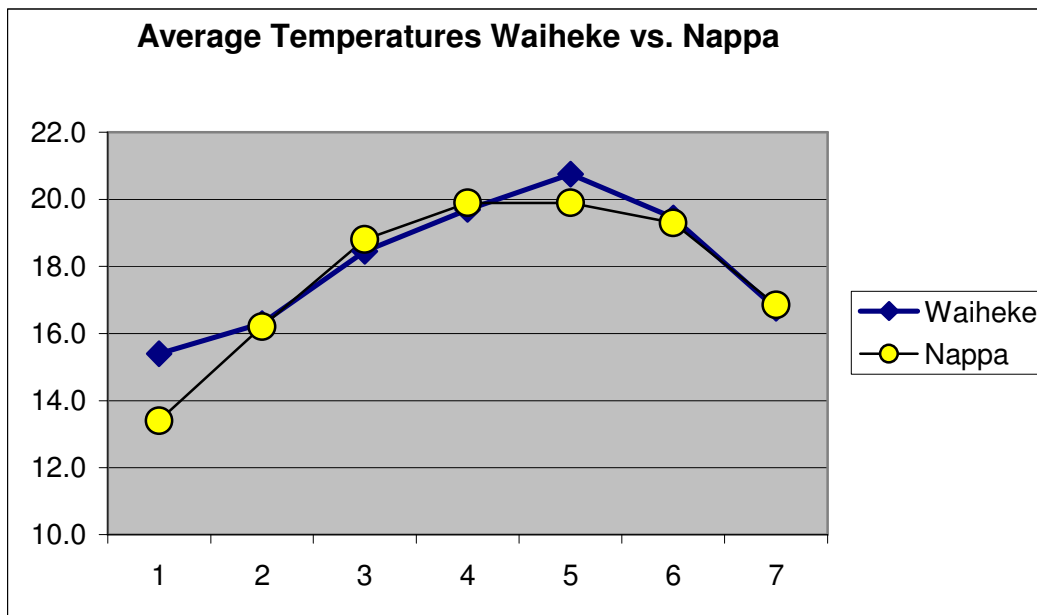
1.2 Average Daily Minimum Temperatures

Table 2 Average Minimums

	Oct or April	Nov. or May	Dec or June	Jan or July	Feb or August	Mar or Sep	April or Oct
Waiheke	11.7	12.4	14.4	15.2	16.2	15.0	12.5
Bordeaux	6.1	9.1	12.2	13.7	13.6	12	8.2
Coonawarra	7.2	8.6	9.8	11.6	12.2	10.3	8.2
Napier	9.3	11.1	13.3	14.5	14.5	12.8	10.2
Napa	6.1	8.7	11.2	12	12.1	11.2	9

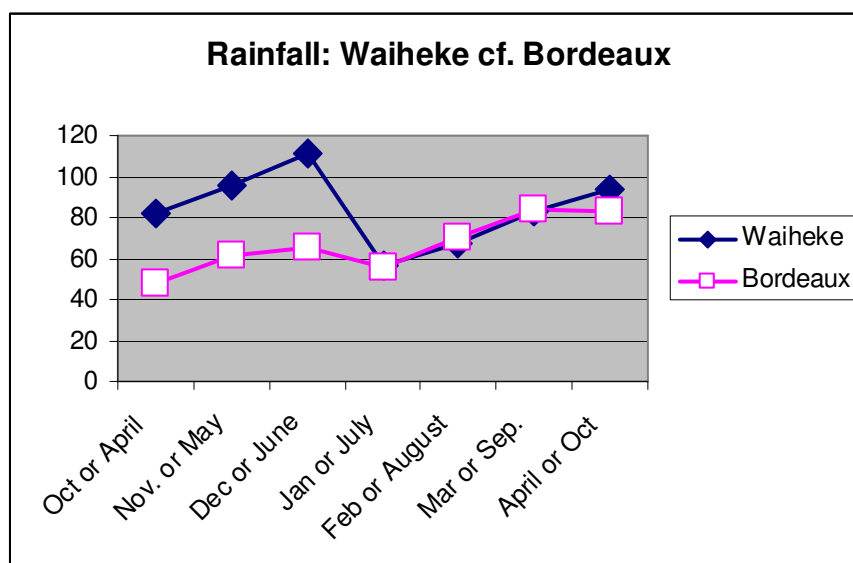
1.3 Average Temperatures

Waiheke	15.4	16.3	18.5	19.7	20.8	19.5	16.8
Bordeaux	11.7	14.7	18.0	19.6	19.7	17.6	13.2
Coonawarra	13.3	15.4	17.3	19.7	20.3	17.4	14.5
Napier	14.2	16.1	18.2	19.5	19.2	17.7	15.1
Napa	13.4	16.2	18.8	19.9	19.9	19.3	16.9



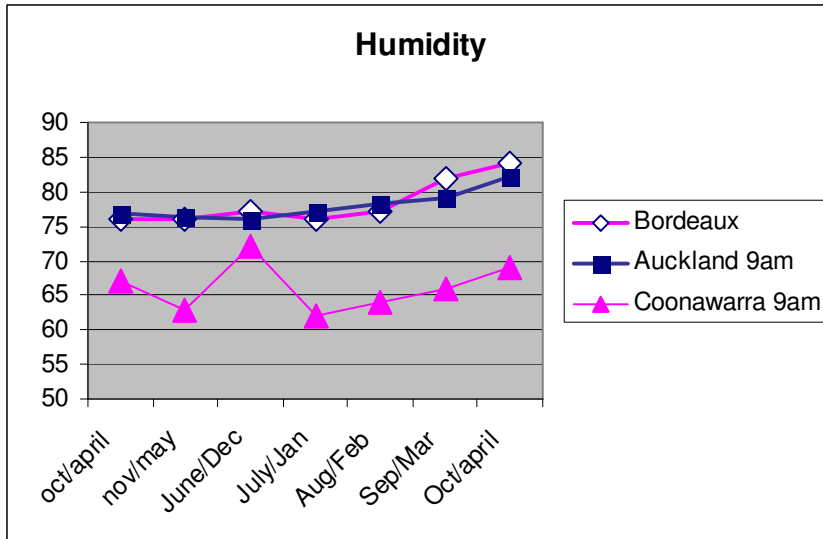
1.4 Rainfall

	Oct or April	Nov. or May	Dec or June	Jan or July	Feb or August	Mar or Sep.	April or Oct
Waiheke	82	96	111	57	67	83	94
Bordeaux	48	61	65	56	70	84	83
Coonawara	51	51	35	22	22	37	54
Napier	53	48	74	51	61	94	71
Napa	57	18	6	1	2	7	46



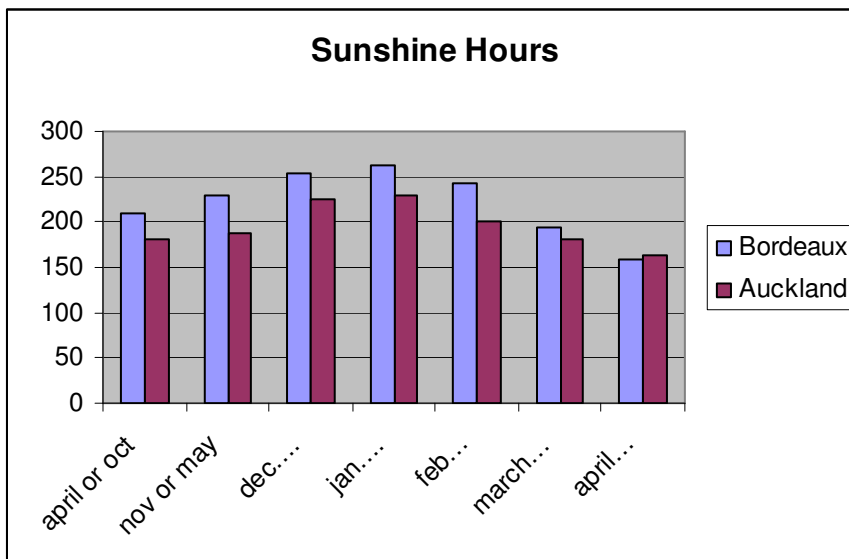
1.5 Humidity

	April or Oct.	May or Nov	June or Dec	July or Jan	Aug. or Feb	Sep. or March	Oct. or April
Bordeaux	76	76	77	76	77	82	84
Auckland 9am	76.8	76.3	75.9	77.1	78.3	79.0	82.2
Napier 9am	67.3	66.2	66.3	68.4	73.2	73.6	76.8
Coonawarra 9am	67	63	72	62	64	66	69



1.6 Sunshine Hours

	April or Oct.	Nov. or May	Dec....	Jan....	Feb...	March...	April or Oct.
Bordeaux	210	229	253	262	243	195	158
Auckland	181	187	225	229	201	180	162



Graphs and figures kindly supplied by Steve Poletti of Awaroa Wines